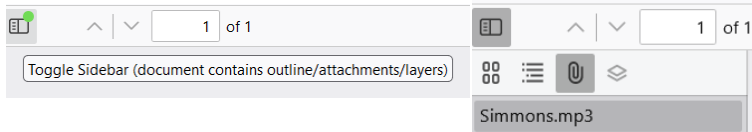
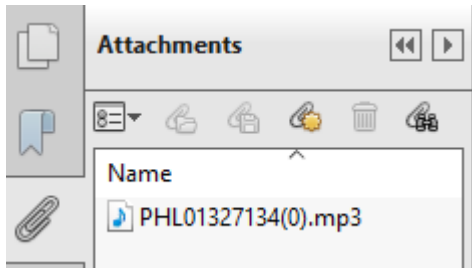


NOTE: These procedures are designed for Adobe Acrobat and Adobe Reader. **Neither Google Chrome nor Microsoft Edge browser PDF viewers provide access to the attachments (paper clip icon),** which is the only way to listen to the CM/ECF audio files. If you are using one of these two browsers, it may be advisable to change the default settings for viewing PDF files to "Download PDFs" which will open the document in Adobe Acrobat instead of opening them in Chrome or Microsoft Edge directly. In Chrome, go to Settings -> Privacy and security -> Site settings -> Additional content settings -> PDF documents and select Download PDFs. In Edge, go to Settings -> Cookies and site permissions -> PDF documents and select Always download PDF files. [As of February 2023, the Firefox PDF viewer does allow access to the attachment icon](#) via a "Sidebar" toggle on the upper left side of the PDF viewer toolbar as follows :



## Accessing Audio Files Attached to a PDF File

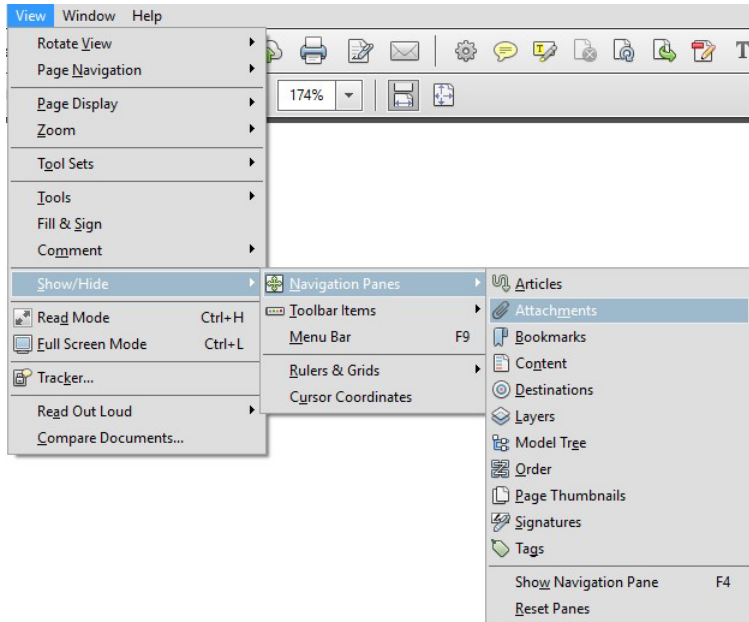
To access an audio file, click on the attachments (paper clip) icon on the left side of the application. The panel will expand, double click the file to load it into a media player.



If you do not see the attachments icon, see below.

## Finding the Attachments icon in Adobe Acrobat

Click on View, Show/Hide, Navigation Panes, Attachments



Attachments icon will appear on left side of page. Click to expand to show audio attachments.

## Finding the Attachments icon in Adobe Reader

Click on the Adobe symbol in the floating menu at the bottom of the page



Attachments icon will appear on left side of page. Click to expand to show audio attachments.